



rheonics

inline process
density and viscosity
monitoring

SRD

INLINE PROCESS DENSITY METER AND VISCOMETER

- Simultaneous density and viscosity monitoring in diverse processes
- Repeatable measurements in both Newtonian and non-Newtonian, single- and multi-phase fluids
- Hermetically sealed, all 316L stainless steel wetted parts
- Built in fluid temperature measurement

Specifications

Fluid Measurements

Viscosity Range	1 to 3,000 cP <small>wider range available</small>
Viscosity Accuracy	5% of reading (standard) <small>1% & higher accuracy available</small>
Density Range	0.4 - 4.0 g/cc
Density Accuracy	0.01 g/cc <small>0.001 g/cc & higher accuracy available</small>
Reproducibility	Better than 1% of reading
Temperature	Pt1000 (DIN EN 60751 class B)

Calibrated to NIST traceable viscosity and density standards.



Operational Environment

Process Fluid Temperature	-40 up to 200 °C
Ambient Temperature	-40 up to 150 °C
Pressure Range	up to 5,000 psi

Mechanical

Material (Wetted parts)	316L Stainless Steel
Diameter x Length	Ø35 x 140 mm
Process Connection	3/4" NPT <small>Flange & sanitary connections available</small>
Ingress Protection	IP68
Electrical Connection	M12 (8-pin, A-coded)

Electronics & Communication

Analog output	4-20 mA (3 channel) <small>{Viscosity, Density, Temp.}</small>	Display	Multi-line LCD <small>(SME-TRD)</small> <small>(max. 55°C)</small>
Digital output	Modbus RTU (RS-485) Ethernet USB	Operational temp.	max. 55 °C
Wireless output	Bluetooth LE 4.0	Power supply	24 V DC
		SME-TR(D)	IP65/66
		SME-DRM	IP40/50
		Software	Data acquisition and service control panel iOS and Android app

Protected by US and International patents granted and pending

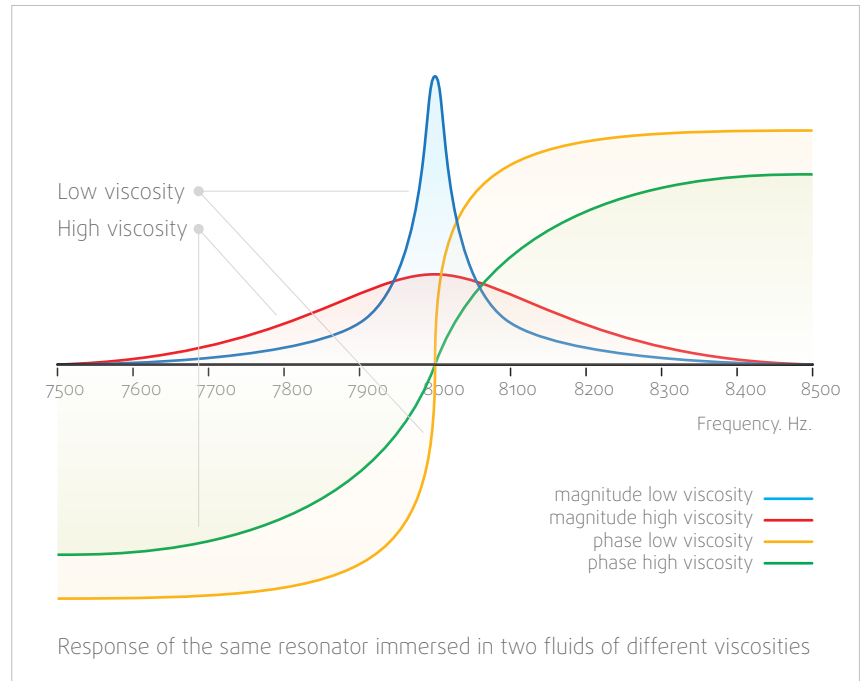
rheonics • Switzerland • USA • www.rheonics.com • info@rheonics.com +41 52 511 32 00 +1 713 364 5427

rheonics

SRD-DS-1706

Operating principle

The rheonics SRD measures viscosity and density by means of a torsional resonator, the finned end of which is immersed in the fluid under test. The more viscous the fluid, the higher the mechanical damping of the resonator, and the denser the fluid, the lower its resonant frequency. From the damping and resonant frequency, the density and viscosity may be calculated by means of rheonics' proprietary algorithms. Thanks to rheonics' symmetric resonator design (US patent number 9267872), the transducer is isolated from the fluid in a hermetically sealed capsule, while maintaining excellent mechanical isolation from the sensor's mounting. Damping and resonant frequency are measured by the rheonics sensing and evaluation electronics (US patent number 8291750). Based on rheonics' proven gated phase-locked loop technology, the electronics unit offers stable and repeatable, high-accuracy readings over the full range of specified temperatures and fluid properties.



Application

Metering and Interface detection

- Highly accurate and reliable density measurement
- Interface detection to recognize product change

Blending and Batching

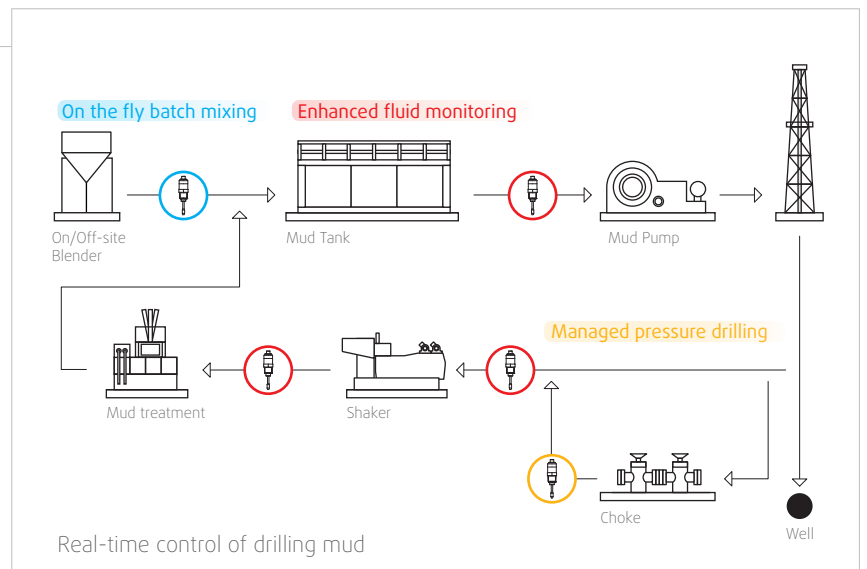
- Real-time molar ratio control in chemical reactions through continuous concentration measurement

Biofuels and Petroleum

- In Biofuel production monitor density to distinguish between raw materials and separated products
- In refinery distillation column, differentiate fractions based on density and viscosity - between gasoline, diesel, lubricant and marine fuel
- Continuous measurement - eliminate manual sampling and laboratory time
- Inspect quality of end product at refinery, gas station, in aeroplane and on ship
- Small form factor for direct installation in flow lines

Beverages and Dairy

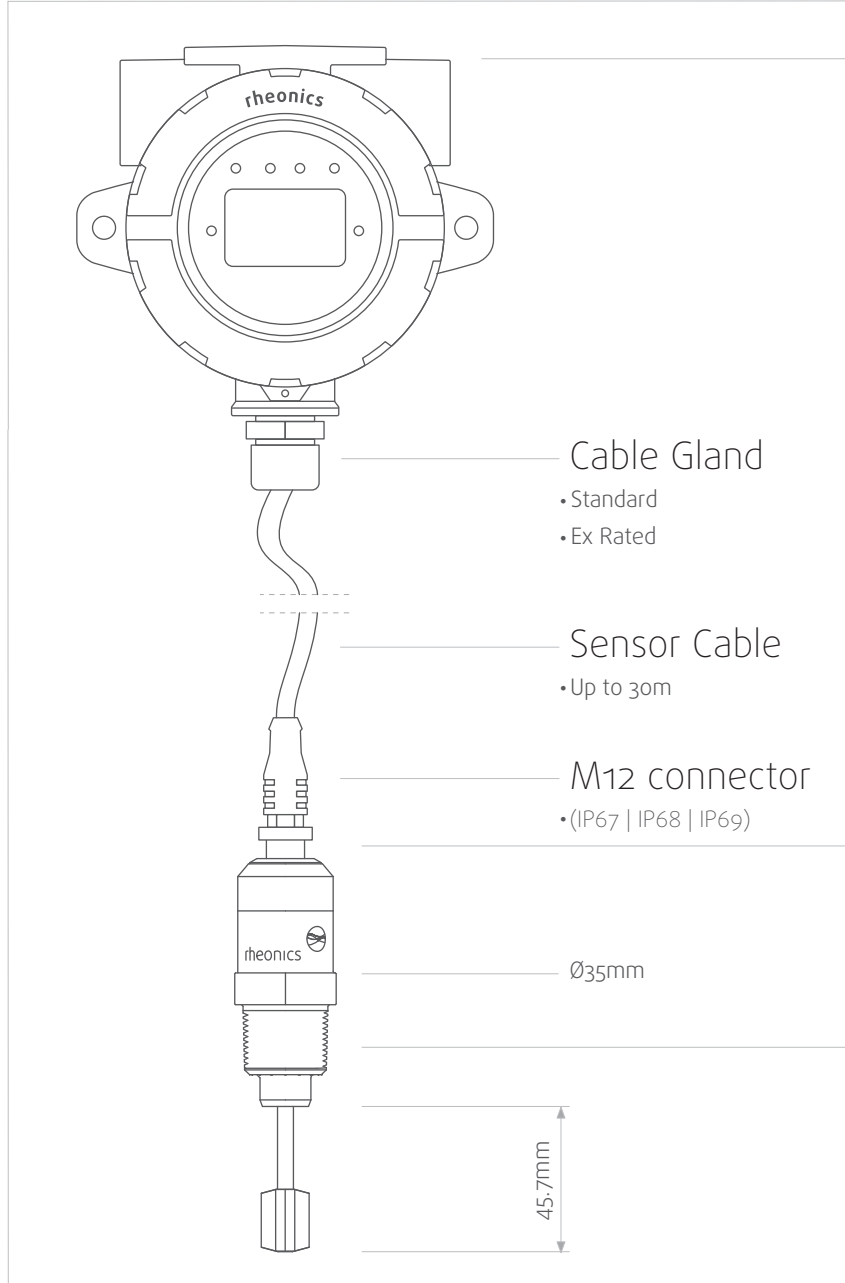
- Concentration monitoring in soft drink blending
- Continuous sugar concentration read-out in fermentation
- Measure wort density in beer brewing
- Density monitoring across the dairy production process



Other applications:

- Continuous electrolyte density check in battery
- Adapt process to variable raw material quality (eg. due to stratification in tanks) by monitoring density and viscosity of the raw material in real-time
- Measure concentration of lime slurry (calcium hydroxide)
- Ink and coating density and viscosity monitoring for equipment control and QA
- Lubricant density and viscosity monitoring
- Fuel consumption (density) and quality (density, viscosity) monitoring

Mechanical & Electrical



Electronics (select between)



SME-TRD



SME-TR

- Explosion-proof IP66 enclosures
- Onsite and remote installation of electronics head
- Available with and without rugged display for field use



SME-DRM

- DIN rail mount
- Extra-small form factor for easy installation
- Ethernet connection
- External adapters for wifi

Mechanical

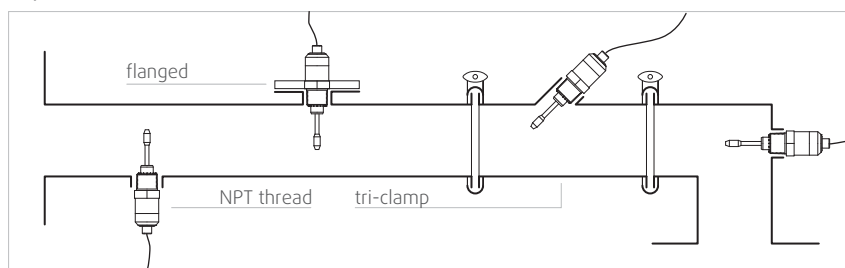
- 316L stainless steel (standard)
- Available with custom coatings
- Long insertion adapters for installation in larger pipes and tanks

Process connection

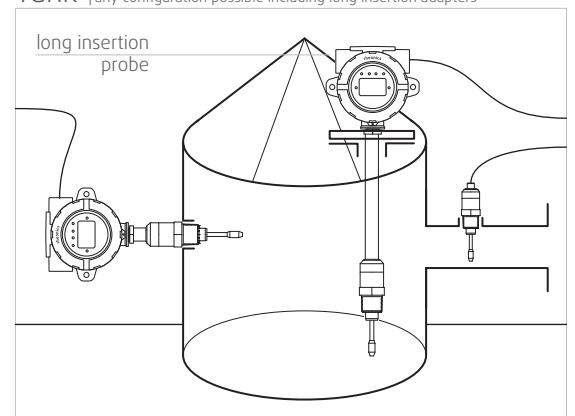
- 3/4" NPT (standard)
- Adapters available for Flange and Tri-clamp
- Sanitary fittings optional

Mounting

Pipe †any configuration possible



Tank †any configuration possible including long insertion adapters





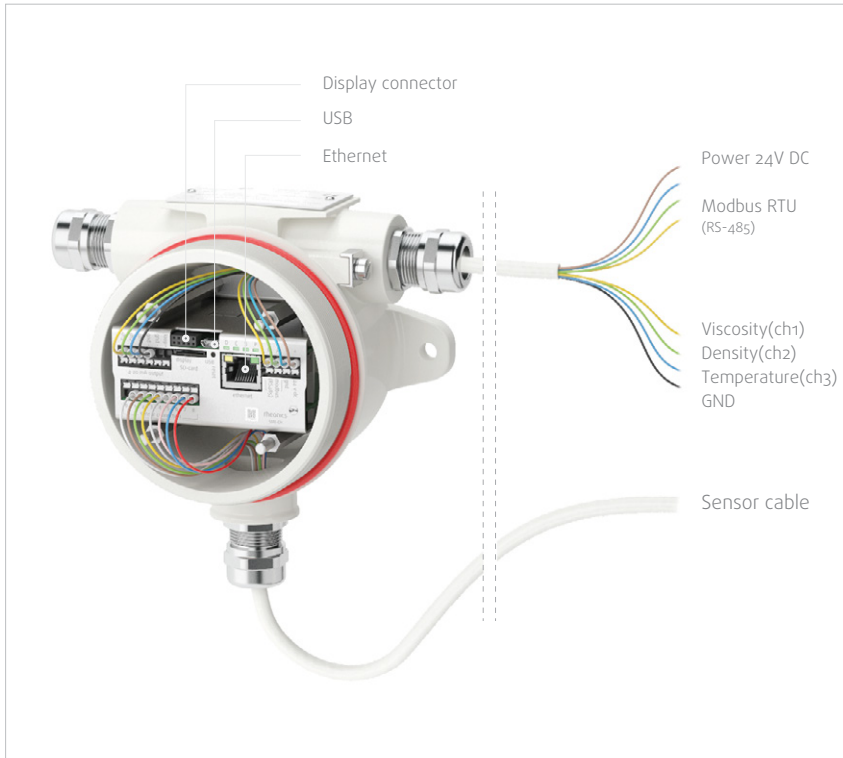
SRD

INLINE PROCESS DENSITY METER AND VISCOSITY METER

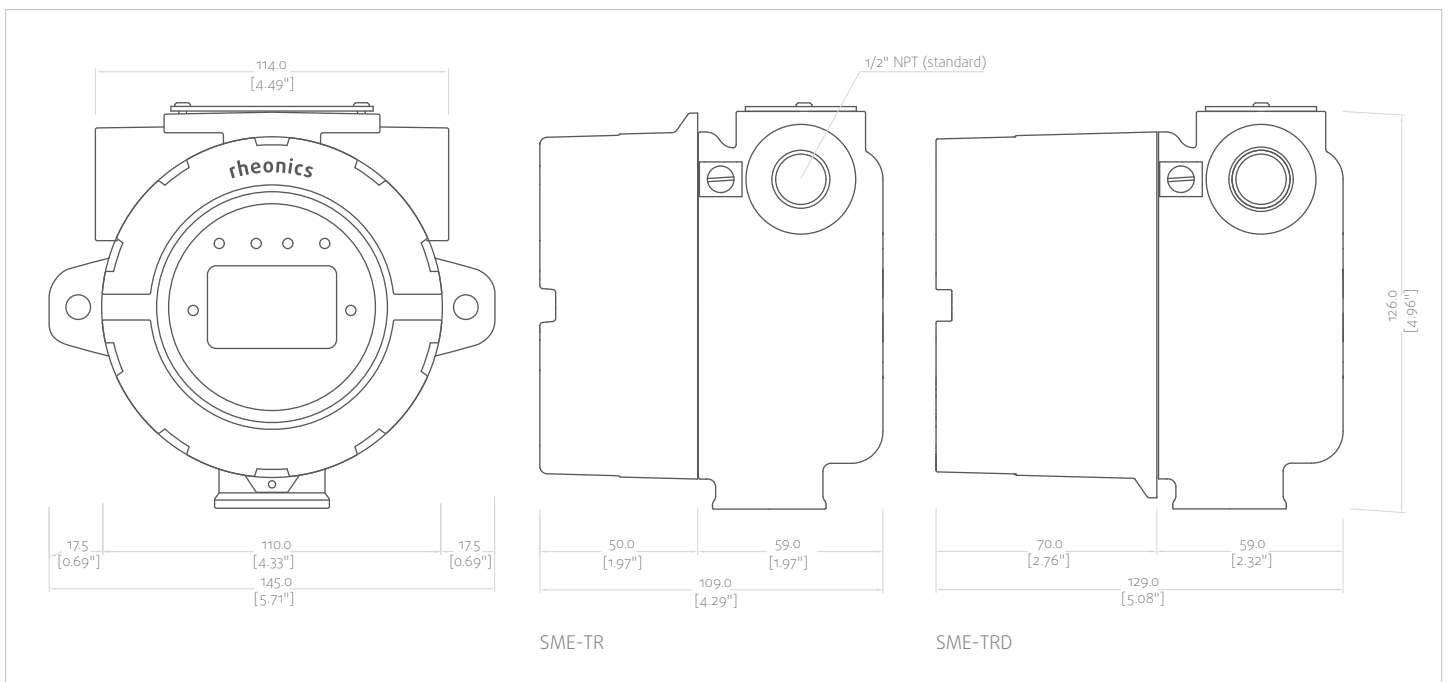
rheonics

inline process
density and viscosity
monitoring

Electronics installation



Dimensions





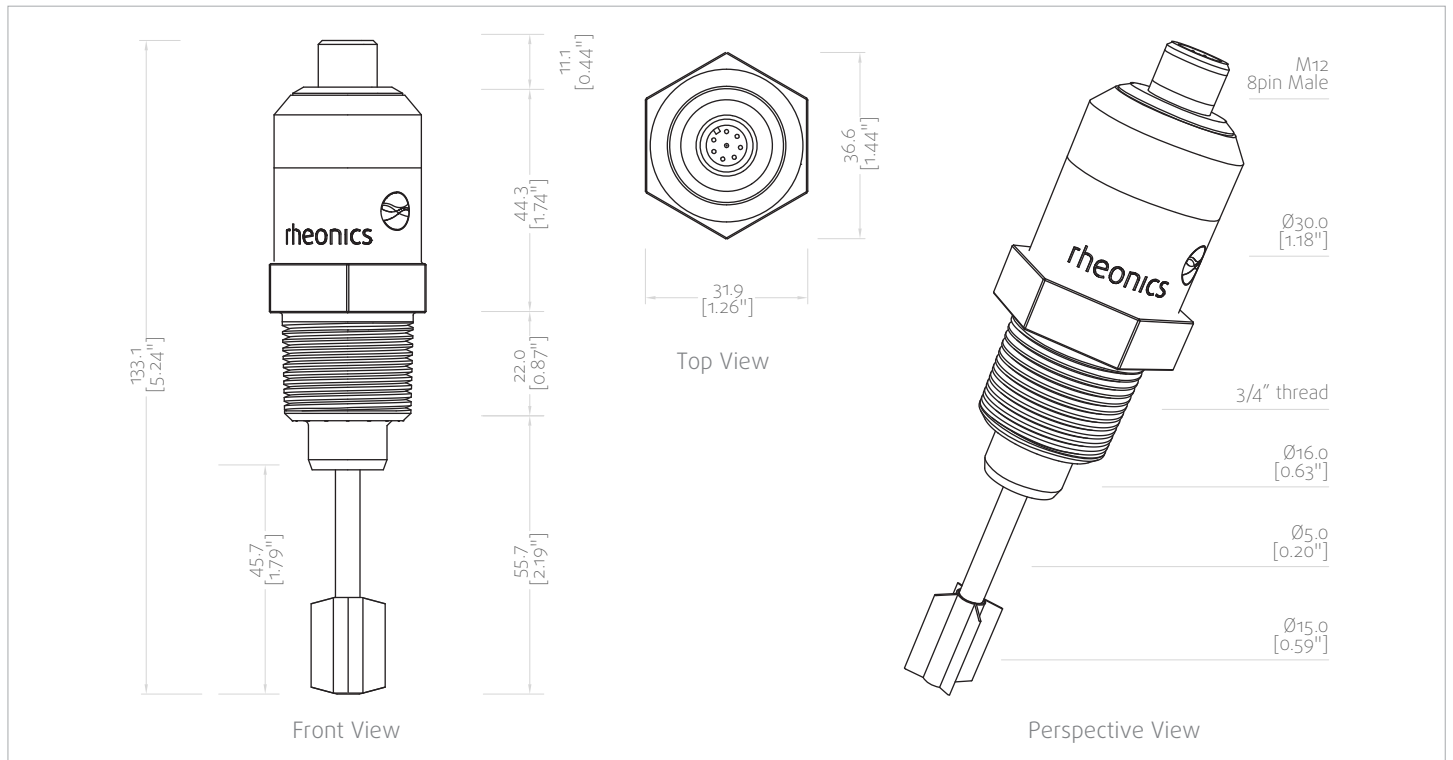
rheonics

inline process
density and viscosity
monitoring

SRD

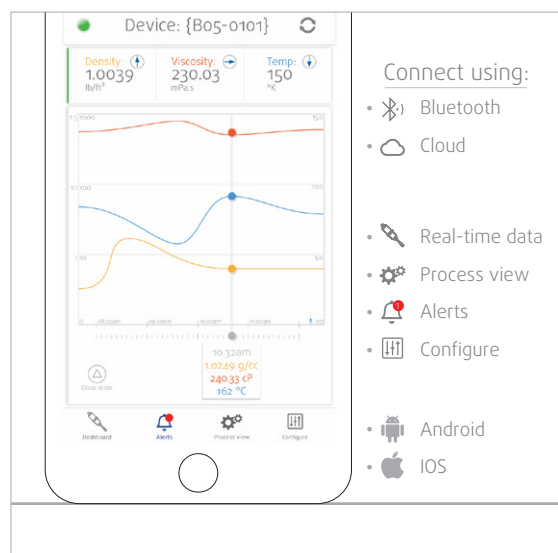
INLINE PROCESS DENSITY METER AND VISCOMETER

SRD dimensions

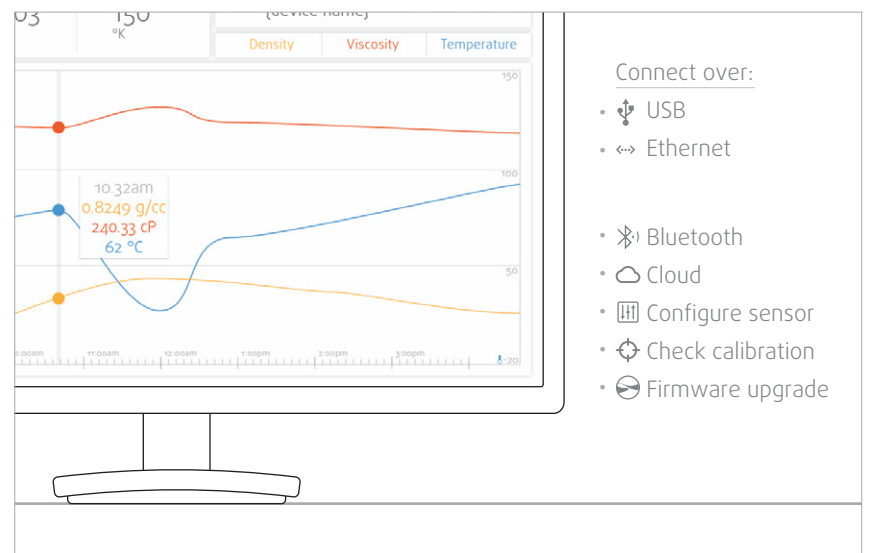


Software

rheonics Application



PC Data Acquisition & Analysis



SRD

INLINE PROCESS DENSITY METER AND VISCOMETER

rheonics

inline process
density and viscosity
monitoring



Ordering

Ordering code example

SRD	V1	STD	D1	DCAL1	E1	C1,C2	T1	P1	X1
	Viscosity range	V. Calibration	Density range	D. Calibration	Electronics	Communication	Temperature	Pressure	Process Connection

Order code	Name	Short description
Viscosity range (select all)		
V1	1 - 3000 cP	Standard calibrated range
V2	custom	Customer specified calibration range (max. 50,000 cP)
Viscosity Calibration (select all)		
STD	Standard calibration	
CUS	Customer specific calibrations - specify viscosity range, accuracy required and operational conditions	
Density range (select all)		
D1	0.4 - 1.5 g/cc	Standard range
D2	custom	Customer specified range (max. 4 g/cc)
Density Calibration (select all)		
DCAL1	0.01 g/cc	Standard calibration accuracy
DCAL2	0.001 g/cc or better	Customer specific calibrations - specify density range, accuracy required and operational conditions
Electronics (select one)		
E1	SME-TRD	Explosion proof transmitter housing with display
E2	SME-TR	Explosion proof transmitter housing with solid cover
E3	SME-DRM	DIN-rail mount housing
Communication (select all)		
C1	4-20 mA	3 channels of 4-20 mA analog signal
C2	Modbus RTU (RS-485)	Modbus RTU over RS-485
C3	USB	USB 2.0 compliant service and data acquisition port
C4	Ethernet	Ethernet TCP/IP with RJ45 connector
C5	Bluetooth LE 4.0	Bluetooth module for short range communication, only available with display module
Temperature (select one)		
T1	125 °C	Sensor rated for operation in process fluids up to 125 °C (250 °F)
T2	150 °C	Sensor rated for operation in process fluids up to 150 °C (300 °F)
T3	200 °C	Sensor rated for operation in process fluids up to 200 °C (400 °F)
T4	> 200 °C	Sensor rated for operation in process fluids above 200 °C (>400 °F)
Pressure (select one)		
P1	15 bar (200 psi)	Sensor rated for process fluids pressure up to 15 bar (200 psi)
P2	70 bar (1000 psi)	Sensor rated for process fluids pressure up to 70 bar (1000 psi)
P3	200 bar (3000 psi)	Sensor rated for process fluids pressure up to 200 bar (3000 psi)
P4	350 bar (5000 psi)	Sensor rated for process fluids pressure up to 350 bar (5000 psi)
Process Connection (select one)		
X1	3/4" NPT	Standard
X2	Flange	Threaded Flange adapter, specify DN/PN
X3	Tri-clamp	Threaded TC adapter, specify size

Accessories		
Sensor cable	5m, 10m, 30m	8 core cable for connecting sensor to transmitter (PUR or PEEK sheaths)
Cable gland	1/2" NPT	1/2"NPT Standard and explosion-proof cable glands
Transmitter mounting bracket		Mounting bracket for SME-TR and SME-TRD transmitter housings


Contact Information

rheonics GmbH

Technoparkstr. 2
8406 Winterthur
Switzerland
+41 52 511 32 00

rheonics Inc.

3 Sugar Creek Center Blvd, Ste 100
Sugar Land, TX 77478
United States of America
+1 713 364 5427

www.rheonics.com
info@rheonics.com
 rheonics

